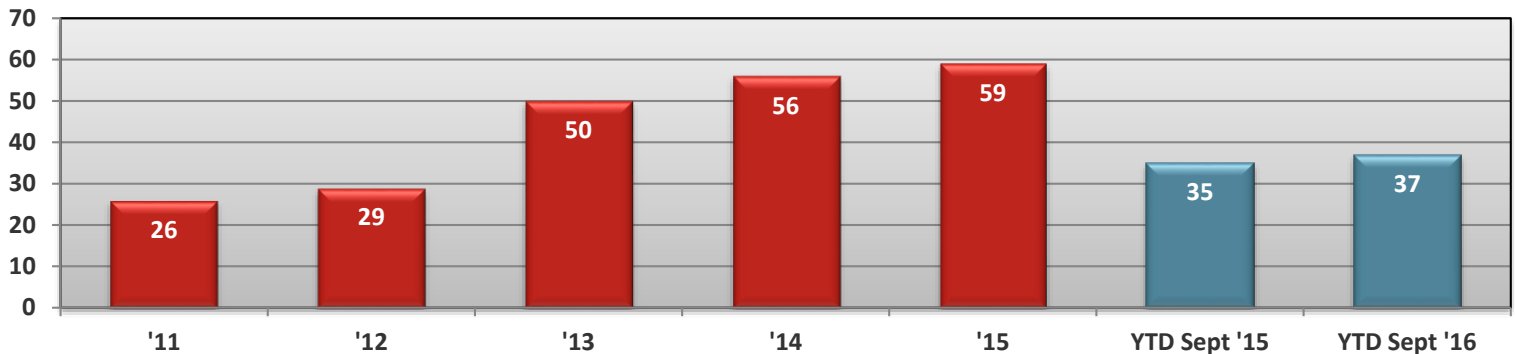


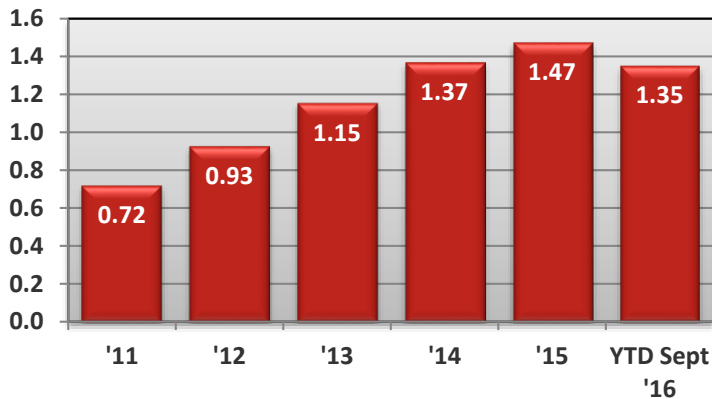
Southeast Region

Regional M&A Transaction Statistics

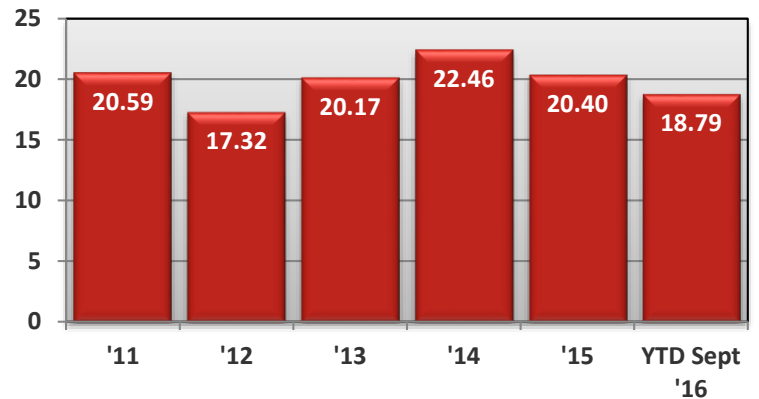
Number of Regional Whole Bank & Thrift Transactions



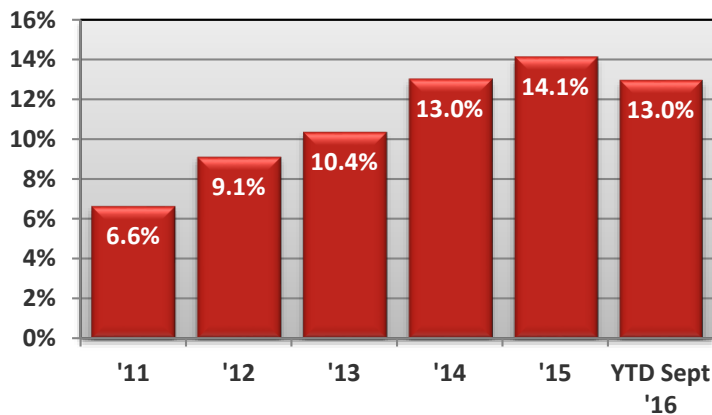
Regional Average Deal Value to Tangible Book



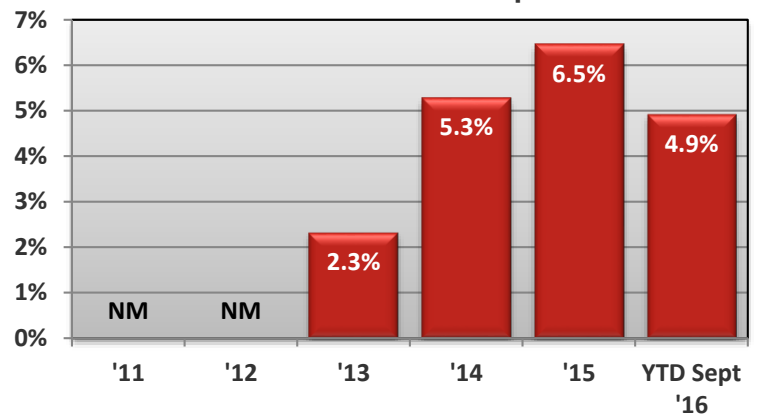
Regional Average Deal Value to LTM Earnings



Regional Average Deal Value to Assets



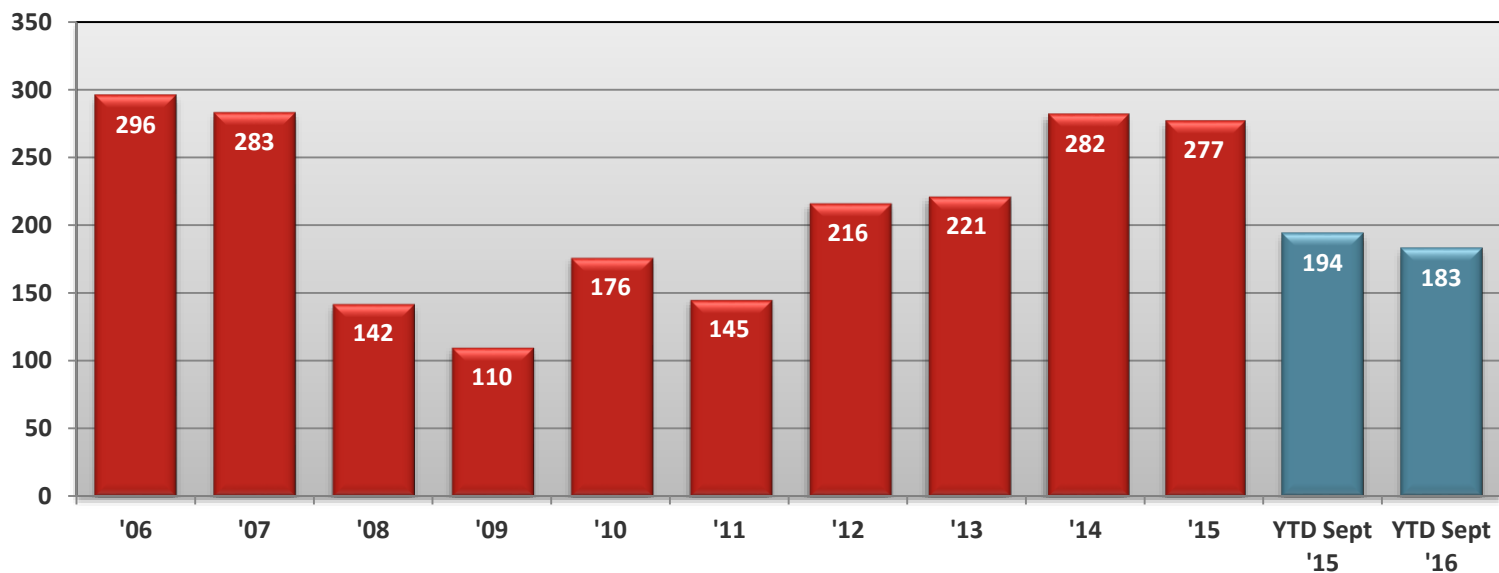
Regional Average Tangible Book Premium to Core Deposits



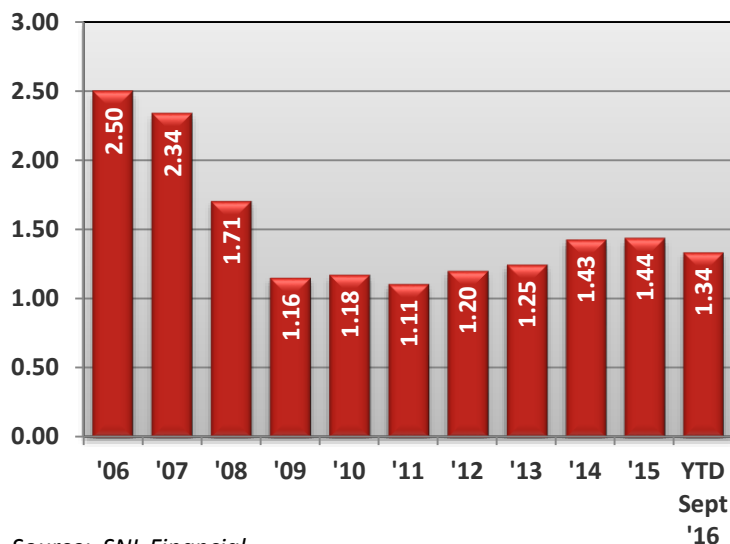
Note: Includes all whole bank transactions in Alabama, Arkansas, Florida, Georgia, Mississippi, North Carolina, South Carolina, Tennessee, Virgin Islands, Virginia and West Virginia. Source: SNL Financial

National M&A Transaction Statistics

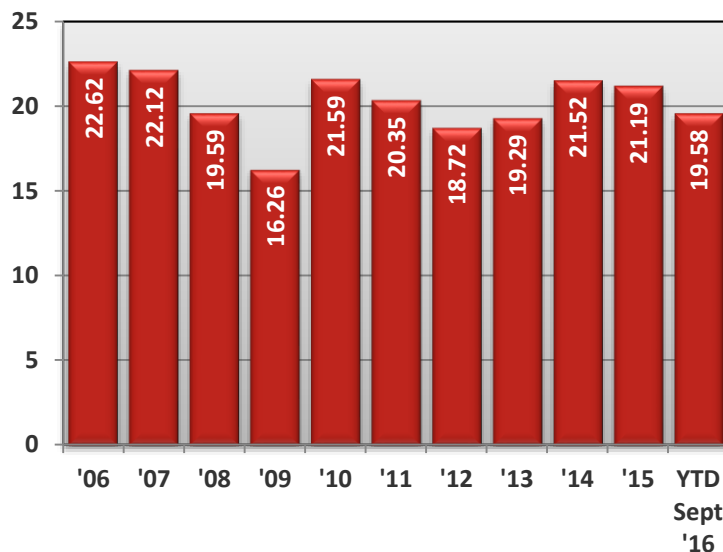
Number of National Whole Bank & Thrift Transactions



National Average Deal Value to Tangible Book



National Average Deal Value to LTM Earnings



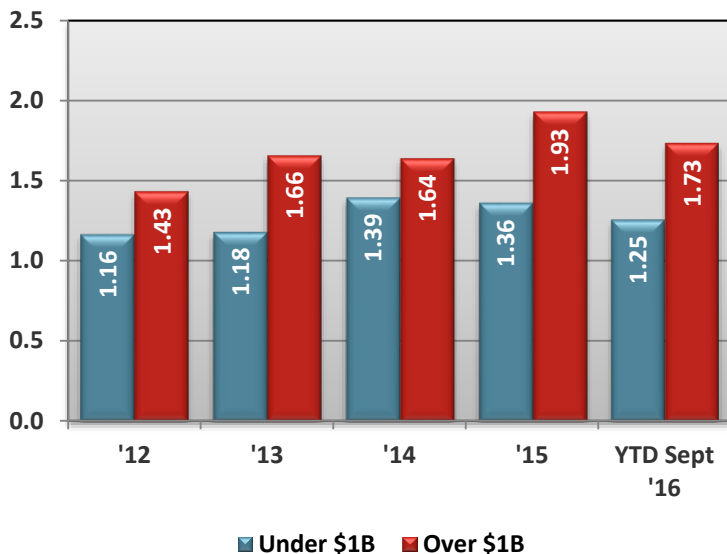
Source: SNL Financial

**CORPORATE
FINANCE
SERVICES**

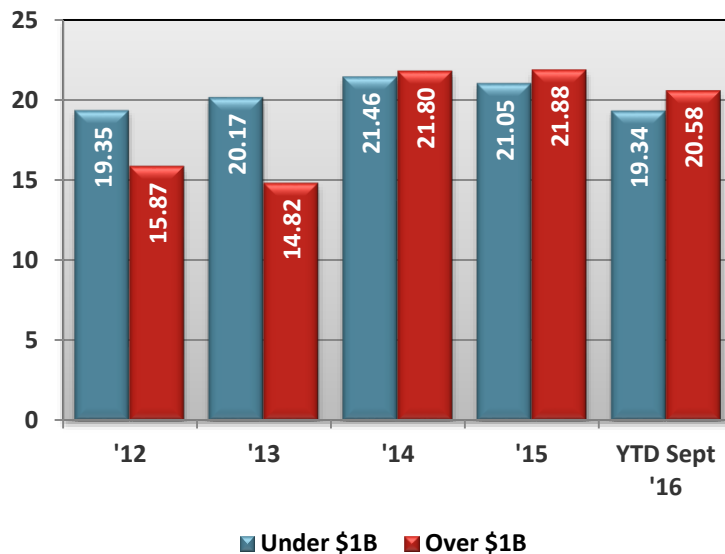
- Company Sales & Divestitures
- Debt & Equity Recapitalizations
- Mergers & Acquisitions
- Management Buyouts
- Succession Planning & Value Coaching
- Affiliations

National M&A Transaction Statistics by Asset Size

National Average Deal Value to Tangible Book by Asset Size

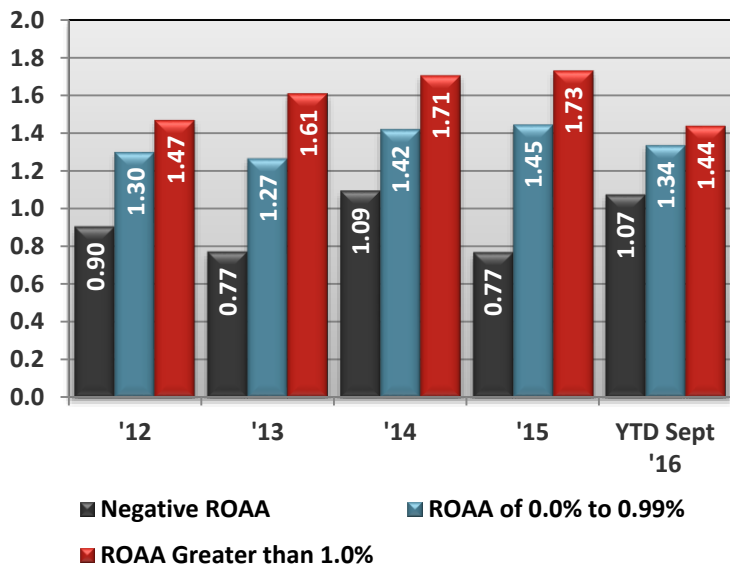


National Average Deal Value to LTM Earnings by Asset Size

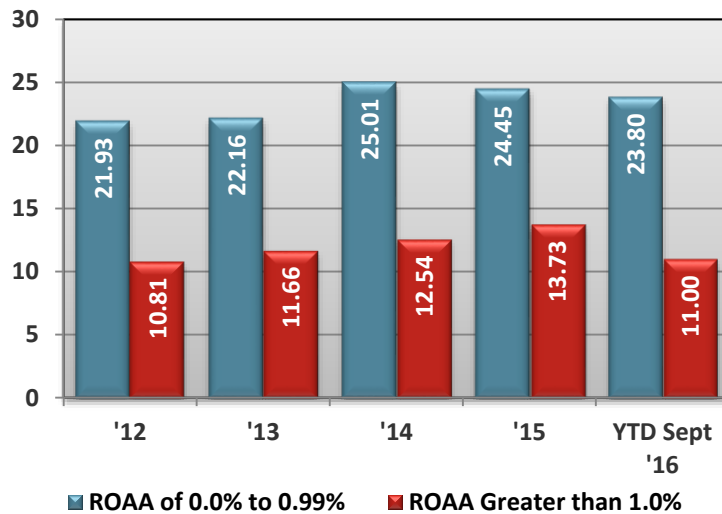


National M&A Transaction Statistics by Performance

National Average Deal Value to Tangible Book by Performance



National Average Deal Value to LTM Earnings by Performance*

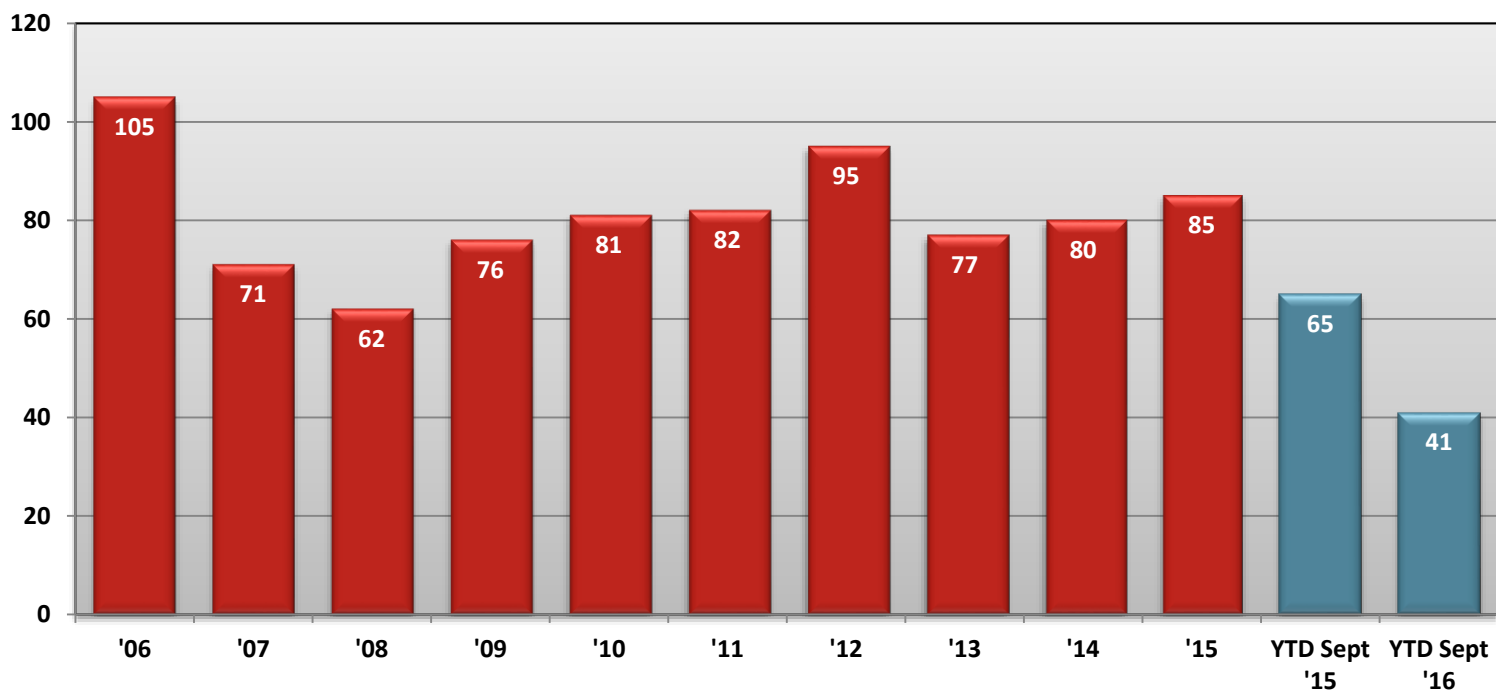


* Deal Value to LTM Earnings for negative ROAA transactions are not meaningful and, therefore, not presented in this chart.

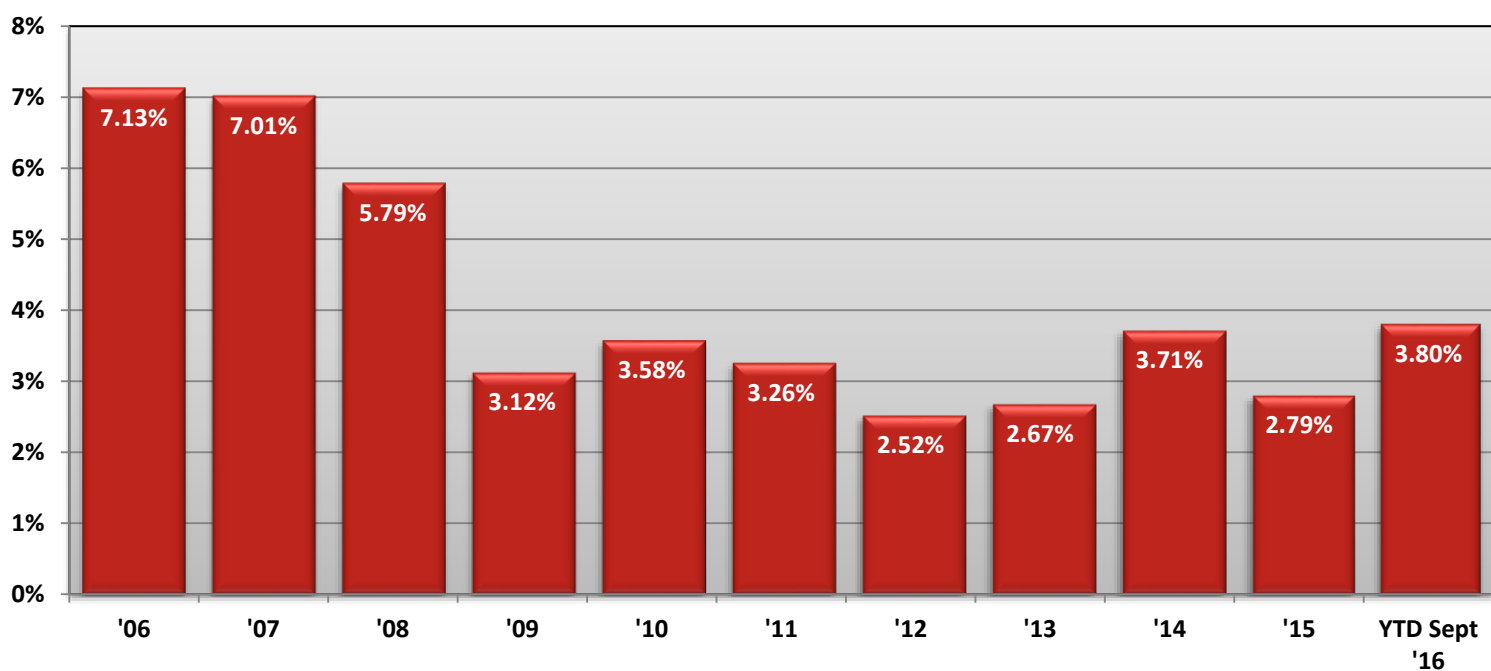
Source: SNL Financial

National Branch M&A Transaction Statistics

Number of National Branch Transactions



National Branch Average Franchise Premium to Deposits



Source: SNL Financial

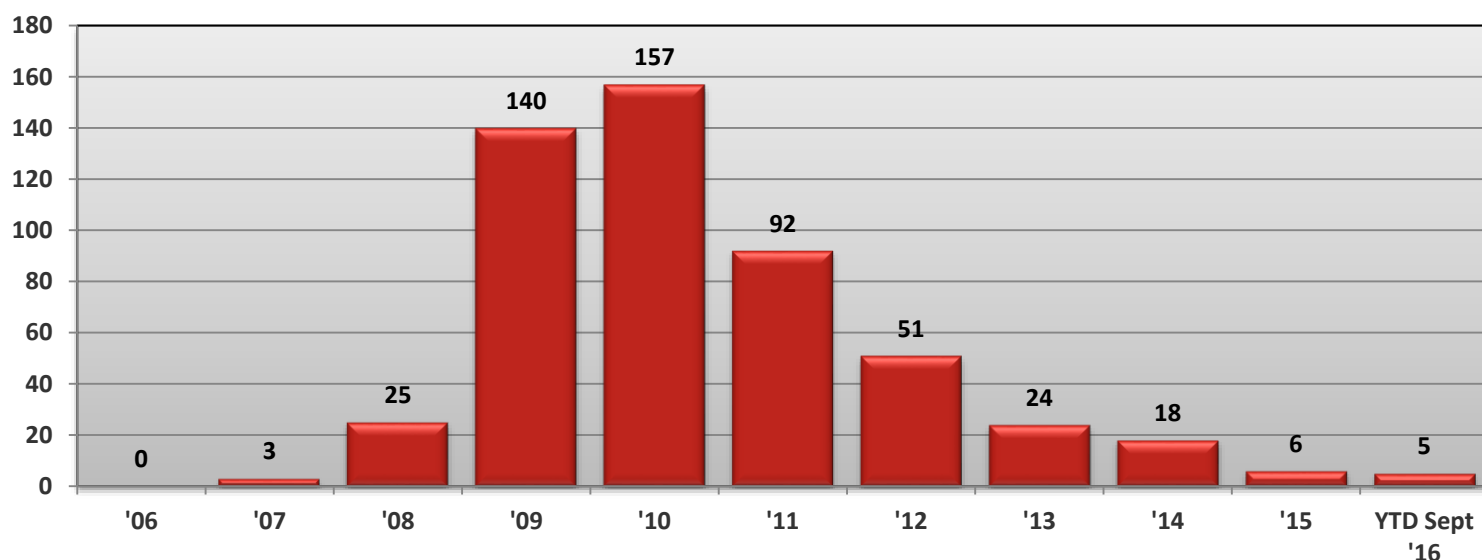
Regional Publicly Traded Banking Companies

The following table outlines the stock performance by the 15 largest publicly traded banking companies headquartered in the region, as defined by total assets:

Name	Ticker	State	Total Assets (\$000)	Total Equity (\$000)	Stock Price 09/30/2016	Price Change YTD	Price to Tangible Book	Price to LTM Earnings	Dividend Yield	Return on Assets (%)	Return on Equity (%)	Equity/Assets (%)	
Bank of America Corporation	BAC	NC	2,195,314,000	270,083,000	\$15.65	-7.0%	94.43	13.04	1.92	0.91	7.37	12.30	
Capital One Financial Corporation	COF	VA	339,117,000	48,108,000	\$71.83	-0.5%	121.04	10.13	2.23	1.13	7.70	14.19	
BB&T Corporation	BBT	NC	222,622,000	30,091,000	\$37.72	-0.2%	191.02	14.45	3.18	1.16	8.58	13.52	
SunTrust Banks, Inc.	STI	GA	198,892,000	24,464,000	\$43.80	2.2%	130.80	11.87	2.37	1.00	8.23	12.30	
Regions Financial Corporation	RF	AL	125,177,000	17,365,000	\$9.87	2.8%	107.83	12.49	2.63	1.02	7.40	13.87	
First Citizens BancShares, Inc.	FCNCA	NC	32,230,403	3,035,704	\$293.89	13.8%	124.63	16.03	0.41	0.86	9.28	9.42	
Synovus Financial Corp.	SNV	GA	29,727,096	2,906,659	\$32.53	0.5%	144.06	19.14	1.48	0.88	8.90	9.78	
First Horizon National Corporation	FHN	TN	28,449,222	2,744,582	\$15.23	4.9%	169.40	17.11	1.84	0.98	9.95	9.65	
BankUnited, Inc.	BKU	FL	26,309,192	2,331,146	\$30.20	-16.3%	139.63	12.08	2.78	0.89	9.77	8.86	
Hancock Holding Company	HBHC	MS	23,108,730	2,489,127	\$32.43	28.8%	144.12	24.02	2.96	0.81	7.56	10.77	
Bank of the Ozarks, Inc.	OZRK	AR	18,451,783	NA	\$38.40	-22.4%	247.66	16.99	1.67	1.81	12.23	NM	
United Bankshares, Inc.	UBSI	WV	14,338,012	2,013,140	\$37.67	1.8%	256.76	19.62	3.50	0.99	6.96	14.04	
BancorpSouth, Inc.	BXS	MS	14,137,160	1,713,043	\$23.20	-3.3%	156.98	19.50	2.16	0.99	8.21	12.12	
Trustmark Corporation	TRMK	MS	13,030,349	1,523,467	\$27.56	19.6%	164.46	17.78	3.34	0.67	5.69	11.69	
Pinnacle Financial Partners, Inc.	PNFP	TN	10,978,390	1,475,644	\$54.08	5.3%	276.27	20.18	1.04	1.19	8.98	13.44	
						Average	2.0%	164.61	16.30	2.23	1.02	8.45	11.85

Source: SNL Financial

National Failed Bank Statistics



Source: Federal Deposit Insurance Corporation

BKD Corporate Finance, LLC, a wholly owned subsidiary of BKD, LLP, provides merger and acquisition, sales, management buyout, recapitalization, financing and affiliation services. Member FINRA and SIPC. If you are considering exiting your business, acquiring a competitor or developing a plan for an eventual exit, contact us today to discuss your options.



Wyatt Jenkins // Vice President
 wjenkins@bkd.com // 417.865.8701

Tony Giordano // President
 agiordano@bkd.com // 303.861.4545